

Illustrator Adobe



Program/Course Outline

www.createbahrain.com



Introduction

Welcome to our comprehensive Adobe Illustrator course, where creativity knows no bounds. With six exciting modules covering everything from the fundamentals to advanced design projects, you'll gain the skills to create stunning vector-based artwork and unlock endless possibilities for your designs. Let's dive into the modules and topics that await you.

Who Is This Course For?

This course is perfect for aspiring graphic designers, digital artists, and anyone eager to explore the world of vector graphics. Whether you're a beginner or have some experience with Illustrator, our modules will equip you with the essential skills to bring your artistic vision to life.

Professional Skill Development

Take this course to supercharge your professional skill set. Mastering Adobe Illustrator opens doors to lucrative careers in graphic design and digital art. With our expert guidance, you'll create professional-quality illustrations, logos, and icons that will impress clients and employers alike.

Unleash Your Creativity

Looking for a new hobby or a way to maximize the potential of your modern devices? This course is the perfect fit. Unleash your creativity and learn to create visually captivating illustrations that will amaze your friends, family, and social media followers.

Jump In and Get Started Today!

Ready to embark on a journey of creativity and design mastery? Call the number below to speak with our friendly team, who will provide more information about the course and its start dates. Don't wait any longer—take the first step towards becoming an Adobe Illustrator expert and unlock your limitless creative potential.

Call now to secure your spot
and let the world witness
your artistic brilliance.

 **3349 3981**
create**ahrain**.com



Course Overview

Why You Should Take This Course:

Adobe Illustrator Mastery is a comprehensive course designed to provide you with the essential skills and knowledge needed to master Adobe Illustrator. Whether you are a graphic designer, illustrator, or digital artist, this course will empower you to create stunning vector-based artwork with ease.

By learning Adobe Illustrator, you'll open up countless opportunities in the world of design and digital art, allowing you to turn your creative ideas into reality.

For Whom Is This Course:

This course is perfect for beginners and aspiring designers who want to learn Adobe Illustrator from scratch. No prior experience is required. If you are a graphic design enthusiast, an illustrator seeking to enhance your skills, or someone looking to pursue a career in digital art, this course is tailored to meet your needs.

By the end of this course, you'll have a solid foundation in using Adobe Illustrator and the confidence to tackle any design project.

What You Will Be Able to Do After This Course:

After completing this course, you'll be equipped with the necessary skills to create professional-quality illustrations, logos, and icons. You'll gain a deep understanding of Adobe Illustrator's interface, tools, and key features. From drawing animals using shapes and lines to mastering advanced drawing and coloring techniques, you'll have the ability to create visually captivating artwork.

Additionally, you'll learn how to utilize brushes, manipulate typography, work with colors and gradients, and take on complex design projects. This course will empower you to unleash your creativity and stand out in the competitive world of design and digital art.

Enroll in Adobe Illustrator Mastery today and embark on a journey of creativity and design mastery.

Take the first step towards becoming a proficient Adobe Illustrator user and unlock endless creative possibilities.



Module 1

Introduction to Adobe Illustrator

This module serves as a solid foundation for mastering Adobe Illustrator, a powerful vector graphics editor. Navigate the world of Adobe Illustrator and understand its significance in graphic design. Gain essential skills to create professional-quality illustrations and unlock opportunities in various industries.

Topic 1: Navigation

Discover the importance of Adobe Illustrator in graphic design and learn to navigate its interface and workspace. Understand the key features and tools available, allowing you to confidently explore the capabilities of Adobe Illustrator.

Topic 2: Essential Tools and Techniques

Explore the fundamental tools and techniques of Adobe Illustrator. Learn how to create shapes, apply colors, manage layers, and manipulate objects. Develop the skills needed to bring your creative ideas to life.

Topic 3: Shape Transformations and Object Manipulation

Dive deeper into Adobe Illustrator's powerful capabilities. Master shape transformations to create complex illustrations and designs. Learn how to manipulate objects, adjust anchor points, and apply transformations to achieve precise and desired results.

By completing Module 1, you'll gain a comprehensive introduction to Adobe Illustrator, empowering you to create stunning vector-based artwork. These skills are valuable in various industries, providing opportunities for graphic design and digital art careers.



Module 2

Basic Drawing and Design Tools

Module 2, "Basic Drawing and Design Tools," focuses on equipping students with fundamental skills in using drawing and design tools to create visually appealing illustrations. Students learn techniques for drawing animals using shapes and lines, mastering the Shape Builder tool for design enhancement, and applying these skills to create a modern fox illustration.

Topic 4: Draw Your Own Animal with Shapes & Lines

Learn how to create animal illustrations using basic shapes and lines, exploring sketching, shape transformation, and adding details. Develop fundamental drawing skills and lay the groundwork for creating complex illustrations.


Topic 5: Improve Your Designs with the Shape Builder Tool

Discover the versatility of the Shape Builder tool in Adobe Illustrator. Combine and merge shapes, create custom shapes through division and subtraction, and refine designs effortlessly. Elevate design compositions and unlock creative possibilities.

Topic 6: Draw a Modern Fox with the Shape Builder

Follow a step-by-step process to create a modern fox illustration using the Shape Builder tool. Gain hands-on experience in applying the tool creatively, make design decisions, and explore different variations. Develop proficiency in using the Shape Builder tool in practical contexts.

Learning basic drawing and design tools is essential for creating visually captivating illustrations. Module 2 empowers students to draw animals with shapes and lines, enhance designs with the Shape Builder tool, and create a modern fox illustration. These skills are valuable in graphic design, illustration, and artistic pursuits, unlocking new creative opportunities in the real world.



Module 3

Advanced Drawing and Coloring Techniques

Take your design skills to the next level with the Advanced Drawing and Coloring Techniques module. This module covers three topics: Draw with the Curvature Tool, Redraw and Color the Owl, and Draw with the Pen Tool. Learn how to create intricate designs using advanced tools in Adobe Illustrator.

Topic 7: Overview of Paragraph Styles in InDesign

Draw with the Curvature Tool: Ninjas, Crowns, Owls Oh My! Create complex designs like ninjas, crowns, and owls using the Curvature tool. Manipulate anchor points and curves, refine paths, and add intricate details. Master the Curvature tool for precise and smooth designs.

Topic 8: Redraw and Color the Owl

Learn how to recreate an owl illustration with attention to detail. Practice redrawing using Adobe Illustrator's drawing tools and apply various coloring techniques. Develop accuracy and improve your illustration skills.

Topic 9: Draw with the Pen Tool

Discover the versatility of the Pen tool in creating designs and illustrations. Manipulate anchor points and handles to draw curves, lines, and complex shapes. Achieve precision and smoothness in your paths.

By mastering advanced drawing and coloring techniques, you can create professional-level designs and illustrations. The Curvature tool, redrawing and coloring skills, and the Pen tool unlock endless possibilities for creativity. Gain the expertise to create intricate and visually stunning artwork, setting yourself apart in the real world of design and illustration.



Module 4

Using Brushes and Text in Illustrator

Expand your design skills with the Using Brushes and Text in Illustrator module. Discover the power of brushes and typography in Adobe Illustrator through three exciting topics: Using Brushes in Illustrator, The LOVE Design, and How to Use Type & Fonts. Learn to create visually captivating designs, customize brushes, manipulate typography, and develop stunning compositions. With these skills, you'll unlock endless creative possibilities in the real world.

Topic 10: Using Brushes in Illustrator

Master the art of brushes in Adobe Illustrator. Explore various brush types, apply brushes to strokes and shapes for stunning effects, customize brush settings, and even create your own unique brushes. Create textures, patterns, and artistic strokes using the brush tool. With this knowledge, you'll have the freedom to add depth and artistic elements to your illustrations.


Topic 11: The Abstract Design

Design an eye-catching Abstract sign using your newfound skills. Apply shape creation, color theory, and composition techniques to create a visually appealing artwork featuring the word "Abstract." Learn how to manipulate and arrange letters, incorporate decorative elements, and select colors to evoke the desired emotions.

Topic 12: How to Use Type & Fonts

Typography is key to effective design and communication. Discover the fundamental principles of typography in Illustrator. Learn to select and pair fonts, establish typographic hierarchy, and enhance readability and legibility in your designs. With this knowledge, you'll create designs that convey messages and evoke emotions, making your work visually appealing and engaging.

In the real world, mastering brushes and text in Illustrator opens up a world of creative opportunities. You'll have the ability to add depth, texture, and artistic elements to your illustrations, creating unique and visually captivating designs.



Module 5

Colors, Gradients, and Masking

The Colors, Gradients, and Masking module offers a comprehensive exploration of color modes, gradient creation, and image masking techniques in digital art. By mastering these skills, students can enhance their designs and achieve visually stunning results.

Topic 13: What is RGB & CMYK?

Understand the differences between RGB and CMYK color modes, their applications in digital art and print, and how to set up documents with the appropriate color mode. Gain insights into color accuracy and reproduction for consistent design outcomes.



Topic 14: How to Make Gradients

Learn to create visually appealing gradients using different types, color combinations, and manipulation techniques. Understand the impact of gradient direction, color stops, and transparency on design. Enhance the aesthetics of artwork and create eye-catching visuals.

Topic 15: Masking an Image

Explore the concept of image masking and learn various techniques using clipping masks and opacity masks in Adobe Illustrator. Control visibility, blend images and design elements seamlessly, and create unique visual effects. Unlock the power of masking in design compositions.

By mastering colors, gradients, and masking techniques, you'll unleash your creativity and take your designs to the next level. Ensure color accuracy and consistency, add depth and dimension with gradients, and create visually compelling compositions with masking. Expand your skills and stand out in the world of digital art and design.



Module 6

Complex Design Projects

The Complex Design Projects module offers advanced design challenges using Adobe Illustrator. Topics include Vectorizing an Image, Design Your Own Font, and Design Your Own Pattern. Enhance your design skills, learn to convert bitmap images into scalable vectors, create custom fonts, and design visually appealing patterns.

Topic 16: Vectorizing an Image

Learn to convert bitmap images into vector graphics using Illustrator. Understand vectorization, use tracing tools, adjust artwork, and maintain image quality throughout the process.

Topic 17: Design Your Own Font

Create personalized fonts by exploring typography principles, designing individual glyphs, applying consistent spacing, and generating a cohesive font for design projects.

Topic 18: Design Your Own Pattern

Discover pattern design principles, create motifs, tile them seamlessly, and apply composition techniques to design visually appealing and balanced patterns.

By learning complex design projects, you'll unlock new possibilities for professional designs and work across various mediums. Master vectorization for scalable and editable graphics, create custom fonts for unique visual identities, and design captivating patterns for added depth and interest. Expand your creative skills and excel in the real world of design.



Your Portfolio Journey

Start your course with us, and you'll begin crafting your unique portfolio right away. Over three months, watch it grow and reflect your newfound skills and creativity.

By the end, you'll have a tangible testament to your educational journey with Create Bahrain. Your portfolio is more than just a stepping stone for career progression—it's a keepsake of your achievements.

A tool for self-reflection, it allows you to revisit your growth and inspire yourself to keep pushing for greater heights.

We'll showcase your portfolio on a dedicated page on our website, giving you lifetime access to your body of work.

Share your journey and creations with the world and bask in the pride of being a part of the Create Bahrain community.

Remember, your portfolio is your story of dedication, resilience, and creativity. At Create Bahrain, we're excited to see the narrative you'll create and the heights you'll reach.

Your portfolio isn't just a collection—it's your first step in making a global impact. Let's embark on this unforgettable journey together.



Printable PDF



Webpage with
www.createbahrain.com

 **3349 3981**
createbahrain.com

Dear Student,

Welcome to CreateBahrain Academy, a dynamic platform designed for those passionate about design, photography, filmography, animation, coding, and digital marketing. As an independent entity from the well-established TeachBahrain Academy, our mission is to empower curious minds to transform the world.

Inspired by the pioneering educational philosophies of Mr. Saad Akbar and Mr. Omair Imtiaz, we believe in nurturing individuality, fostering inventive spirits, and promoting independent thinking. The curriculum, further shaped by the expertise of Ms. Kanwal Imtiaz, a former Ikea Design Manager, ensures a focus on self-driven and experiential learning.

Our curriculum guarantees meaningful, hands-on learning experiences, guided by expert educators in a vibrant community. We're excited to offer you a customized learning path tailored to your interests and aspirations.

Join us for a tour or attend an upcoming admission event to experience our dynamic learning environment firsthand. Spread the word to others who share your passion for creativity and learning. Together, let's improve the world through the power of creative education.

Best wishes

Kanwal Saeed

TeachBahrain Compound,
Janabiyah Highway, Bahrain
© TeachBahrain Academy W.L.L.

